

U21^{NEW}

easier and faster



EMERGENCY LIGHTING LUMINAIRES

The new generation of U21 products make installation easier due to their new way of mounting techniques: plug-in base products with large cabling space and high capacity terminals.

Plug-in product

The connection terminals are located in the plug-in base.

You can leave the base connected on starting work, and plug the reflector and diffuser part in at the end of the installation.

Installation speed

Wall-mounting with horizontal and vertical adjustment.

4 possible cable entries:

- An open one in the back.
- 3 Ø 20 mm pre-cutted holes at the sides and on top.



Ample space for cable handling and storage. Connected via 2 x 2.5 mm² screw terminals.

Safety during installation

Remote control terminals protected against accidental mains connection.

No need to bear the product's weight during connection.

Installation solutions

Surface-mounted and flush-mounted solutions available.

Compatibility

With our previous U21, same dimensions and fixing points.

Savings

It has a three-point terminal for switching the maintained part on and off.



On completing work, plug the reflector into the base.



Non maintained and combined units.

6 W lamps.

50-300 lumens.

1 and 2 hours duration time.

IP 42, IK 04.

With **plug-in base**.

Transparent diffuser.

Manufactured in accordance with International and European standards:

IEC and EN 60598-2-22.



Product snaps shut.

*Particularly suitable for:
Stations, sports grounds, staircases,
exhibition halls, housing.*

U21^{NEW}

emergency lighting luminaires



661 702



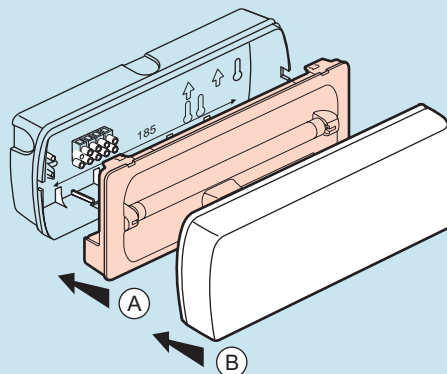
661 701 + 661 720

Pack	Cat.Nos	Self-contained emergency lighting luminaires
		<p>Certified to IEC and EN 60598-2-22 standards IP 42 - IK 04 Non-maintained and combined units 6 W lamps Plug-in base to ease fixing, cabling and connection Transparent diffuser Duration time: 1 and 2 hours Ni-Cd batteries Recharge time: 24 hours Green LED charge monitor Power supply: 230 V± 10% High capacity screw terminals (2 x 2.5 mm²) Stand-by mode via remote control Cat.Nos 039 00 or 039 01 Flush mounting in dry partitions (ceiling): add flush mounting frame Cat.No 661 720 Flush mounting in masonry (brick or concrete wall): add both flush mounting box Cat.No 617 21 and flush mounting frame Cat.No 661 720</p>
		Standard non-maintained 6 W fluorescent luminaires
10	661 710	1 h - 50 lm
10	661 701	1 h - 70 lm
10	661 702	1 h - 110 lm
10	661 705	1 h - 160 lm
10	661 706	1 h - 240 lm
10	661 707	1 h - 300 lm
10	661 712	2 h - 160 lm
		Standard combined 2 x 6 W fluorescent luminaires
10	661 709	1 h - 160 lm
10	661 713	2 h - 100 lm
		Accessories
10	661 720	Flush mounting frame for dry partition
10	617 21	Flush mounting box for masonry partition

U21^{NEW}


technical data

Installation (surface mounting)

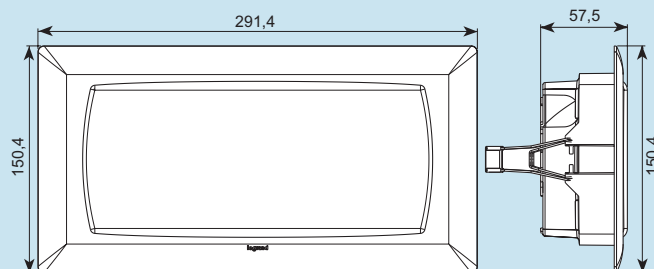


Dimensions (in mm)

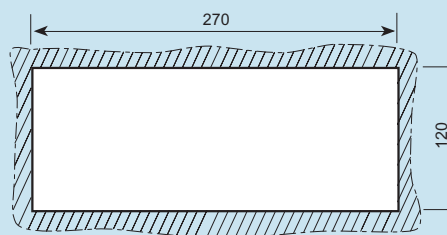
Surface mounting



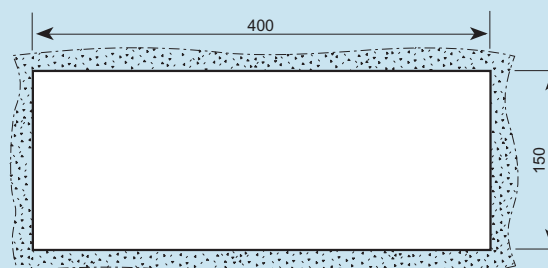
Flush mounting



Flush mounting cut-out (dry partition)



Flush mounting cut-out (masonry)





**World Headquarters
and International Department**

128, av. du Maréchal-de-Lattre-de-Tassigny
87045 Limoges Cedex - France

☎ : + 33 (0) 5 55 06 87 87

Fax: + 33 (0) 5 55 06 74 55

www.legrandgroup.com